


golf school



Dear *VegasGolfer* readers:



Hi, I'm Mike Davis, the director of instruction for Walters Golf Academy. I'm very excited and honored to join the *VegasGolfer* family. I've been a PGA golf instructor for 34 years, and I look forward to helping the readers of *VegasGolfer* with all aspects of the game. I've been honored by *GOLF Magazine* and *Golf Digest* as a top teacher in past years and I recently passed the challenging requirements to be recognized as a PGA Master Professional in Instruction. Going through this process will aid me in my new position as Director of Instruction for *VegasGolfer*. Each issue I'll focus on a different part of

the game and try to simplify the various elements of golf, which will help you lower your scores and better enjoy the game. Let's get started.

Mike Davis
DIRECTOR OF INSTRUCTION FOR VEGASGOLFER MAGAZINE

Photography: Aaron Thompson

During this series of instruction articles, we'll show you the set-up position for each golf stroke.



The proper grip is also vital to your success on the course.

The lesson tee: Getting started

Make sure you take lessons from a qualified instructor and not from your buddy

by Mike Davis *VegasGolfer Magazine Director of Instruction*

We all know golf is a complicated game with a variety of strokes, a sequence of motion not found in everyday life and inconsistency built into every stroke. It's hard enough to learn the

game without compounding the problem by trying to learn on your own, or, even worse, learning from a helpful friend or relative who means well, but usually gives you bad advice.

Over the next few issues in *VegasGolfer Magazine*, we're going to help you improve parts of your game that will make you a better—and smarter—golfer.

But, before you start playing, you've got to learn the game. Here are a few points that can make learning golf less painful and a lot more fun.

1. Get advice from the best instructor you can afford. Private fees run from \$50 to well over \$100 per hour. There are discounts for a series of lessons, but the best values can be found with group lessons. Group lessons will cover the whole game, and you can find some very attractive prices. Keep in mind you may learn faster and end up with better fundamentals by spending a little more for your instruction.

2. Learn the set-up positions for each stroke, especially the proper grip for the full swing. If there is an error of any kind in the set-up, a perfect swing will produce a bad shot.

3. Walk before you run. Learn in stages, and move to the next stage after you are comfortable. Learn the short-game strokes and half- and three-quarter swings with your wedges before you try to hit a driver with a full swing.

4. Choose the right golf course for your skill level. Beginners should select a user-friendly course, play from the forward tees and not be afraid to tee up the ball everywhere if they are having trouble making contact. Remember, you don't have to finish every hole. Take four to six full swings each hole, then carry the ball to the edge of the green, chip onto the green and putt out.

5. Don't get frustrated. You're going to discover golf isn't as easy as the pros make it look. We're here to help you improve every time out.

Stay tuned. Next up: How to get the best results from your practice session. **VE**

Mike Davis is VegasGolfer Magazine's Director of Instruction. He recently earned the coveted title of PGA Master Professional, Instruction. Davis, along with other golf instructors, will be working with our readers to improve their golf games with new instruction pieces each issue.

Info: 702.321.7404.